

# LSEG Workspace | OpenFin

## Basic installation guide

Used by 90% of major global banks, OpenFin deploys more than 3,500 desktop applications to more than 3,800 buy-side and sell-side firms. The productivity-enhancing technology of OpenFin will be a core component of our long-term strategy for Workspace to create a cutting-edge customer experience.

With Workspace using OpenFin technology, LSEG customers will eventually be able to:

- Create rich and interactive desktop experiences tailored to their needs
- Integrate their applications with Workspace using the interoperability layer of OpenFin
- Experience a zero-install delivery model
- Ensure they always have the latest version of Workspace through instant update technology

LSEG has now released a Pilot version of Workspace on the OpenFin platform, which is available to download for evaluation purposes.

## Accessing the Pilot release

To gain access to the Pilot release of Workspace for OpenFin, refer to the guidance in the table below:

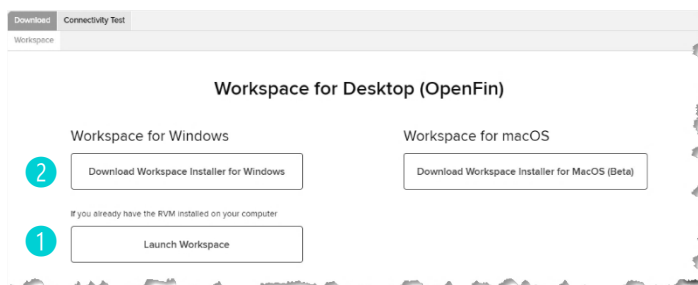
User type	Installation guidance
Existing Workspace customer	Follow the instructions below.
Existing Eikon customer	Contact your Account Team to enable your Eikon account for use of Workspace.
Existing customer, non-Workspace or Eikon	Contact your Account Team to request an LSEG Workspace account.
New customers	Contact us through <a href="#">this form</a> or through your <a href="#">nearest LSEG Office</a> .

## Installing Workspace for OpenFin

You are now taken to the [download website](#) <sup>1</sup>. You can install Workspace on multiple devices by returning to this page.

If you already have OpenFin installed on your machine, on the download website:

- Click the **Launch Workspace** <sup>2</sup> button (1).



<sup>1</sup> If you are unable to reach this page, contact your Account Team.

<sup>2</sup> The LSEG Workspace shortcuts will also be created in the Windows Start menu.

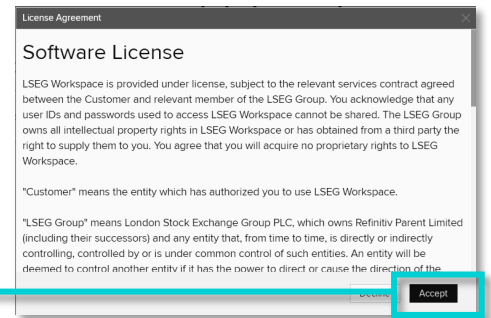


## Downloading the executable

To install Workspace for OpenFin:

1. Click the **Download Workspace for Windows** button (2).
2. Read the Software Licence message and, if you want to proceed, click **Accept**.

The Workspace for OpenFin executable will now begin downloading, along with Workspace and Workspace for Excel.



## Installing Workspace

To install the application:

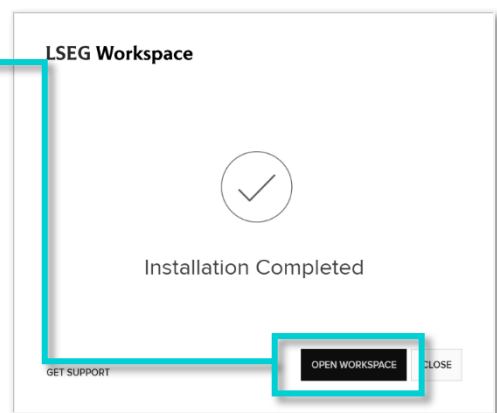
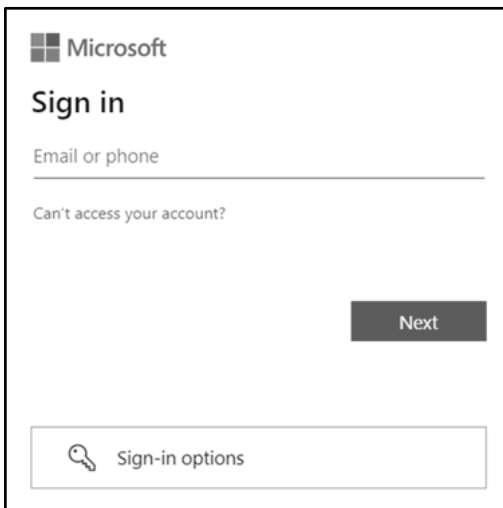
- Run the downloaded executable file 3 to download and install Workspace for OpenFin, Workspace, and Workspace for Excel.

3 workspace-installer.exe

## Running Workspace

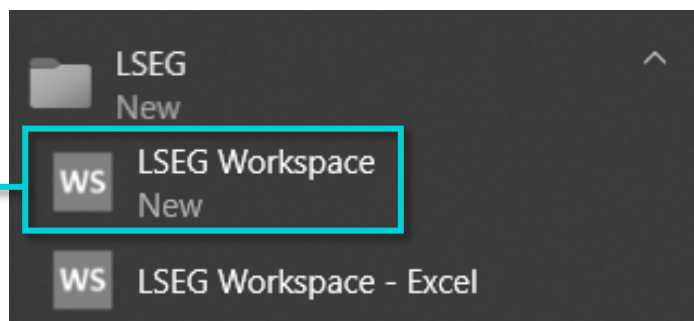
To start using the product immediately, following installation:

1. Select the **Open Workspace** button.  
If you have previously authenticated using Entra<sup>3</sup>, Workspace for OpenFin will be available for you to use immediately.
2. If you have not previously authenticated in this way, you can log in now using Entra authentication.



To run the application later:

1. In Windows, select **Start**.
2. Choose **LSEG > LSEG Workspace**.

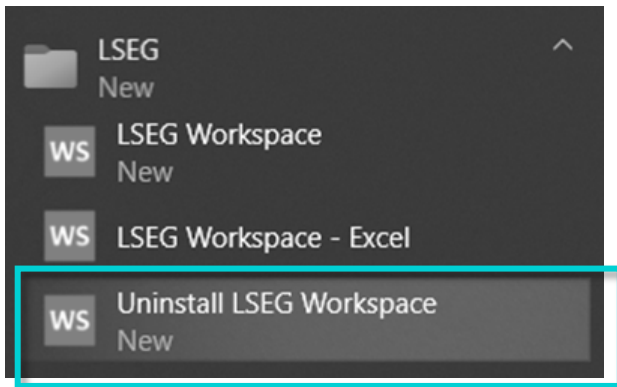


<sup>3</sup> Currently you can use Entra for authentication in both Workspace for OpenFin and Workspace for Web, and authenticating in one will gain you access to the other.

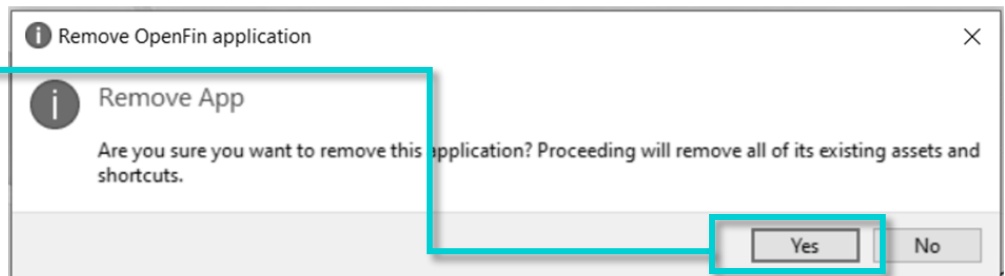
## Uninstalling Workspace for OpenFin

To uninstall Workspace for OpenFin:

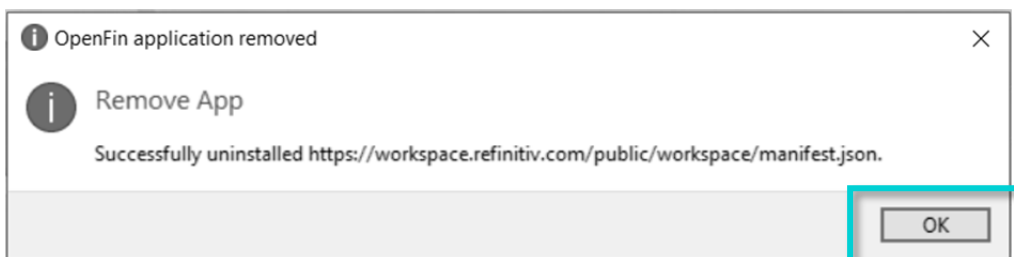
1. From the Windows start menu, click **Uninstall LSEG Workspace**.



2. In the Remove OpenFin application popup window, click **Yes**.



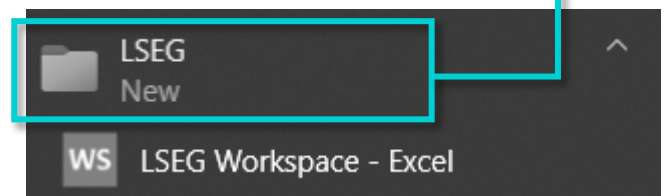
3. Click **OK** to acknowledge the successful uninstallation of LSEG Workspace powered by OpenFin from your computer.



After you have done this, LSEG Workspace - Excel will remain in the list of available programs in your computer.

To remove it:

1. Go to your Control Panel and click **Uninstall a program**.
2. Select LSEG Workspace Excel, then click **Uninstall**.



© 2025 LSEG. Reproduction or redistribution of LSEG content, including by framing or similar means, is prohibited without the prior written consent of LSEG. LSEG is not liable for any errors or delays in LSEG content, or for any actions taken in reliance on such content. LSEG Data & Analytics logo is a trademark of LSEG and its affiliated companies.

[lseg.com](https://lseg.com)



**LSEG** DATA &  
ANALYTICS